

Producer's Pack 2018

Production | Bookings

Edwina Halloran / edwina@yourproductionpartner.com.au / 0419 258 765

Ben Orme / benjaminorme@icloud.com / 0430 919 604

Address

Burnt Butter
Level 3, Suite 316
30-40 Harcourt Pde, Rosebery

Little Butter
Level 3, Suite 312
30-40 Harcourt Pde, Rosebery

Studio Hours

8 – 6 pm

Parking

Burnt Butter has two allocated car spaces for Video/Advertising bookings . 316 is located up the ramp, entry via Rothschild Ave | 312 is located down stairs, entry via Rothschild Ave | See map below

Little Butter has only one allocated car space, for Video/Advertising bookings, 312 is located down stairs, entry via Rothschild Ave | See map below

Unmetered street parking available around Turruwul park | Two hour on street parking in surrounding streets

Loading & Deliveries

The loading dock is accessible via Rothschild Ave, with a 15 minute time limit. There is direct access to a service lift.

Please contact Edwina if you anticipate product delivery prior to your shoot date. Please ensure all packages are clearly marked with Burnt Butter Studio/Suite 316/Photographer/Shoot Date/Full name and contact information

Equipment

Please note we do not hire equipment but the following is inclusive of the studio rate

Inclusions



Inclusive 32-amp 3-phase outlet usage



Loading Dock



4x C-Stands



4x Sand Bags



4x Poly Boards






Kitchen Facilities

The kitchen closest to the windows is the set kitchen with a movable marble island with gas cooker. The island is an additional \$500 plus GST to hire for the day. The marble bench cannot be used for prep, it is for set purposes only.

The prep kitchen is fully kitted out with cooking equipment, we ask that stylists either use all of the cooking equipment provided or all of their own kit.

Dishwasher Instructions

The dishwasher operates with a maximum 4-minute cycle. To keep it running effectively and efficiently dishes should be rinsed before going into the machine.

1. To start the dishwasher press  and allow 10 minutes for the machine to fill up.
2. To change the cycle press  which will take you through p1 to p4, each displaying a different cycle duration, then simply press  to:
3. To turn off the machine press  followed by  which will drain the water from the machine.
4. After the machine has been drained the dishwasher trays can be left on the silicon drying mats and the door left open to allow any moisture to be aired out of the machine.

Cleaning

If the premises are left with additional cleaning to be done there will be a fee of \$100

Wi-Fi

Log in – Suite 312 / Password – hollydog1

Music

Ipad log in / Password – 1576

Call Sheet

Please forward your call sheets prior to your shoot date so that your crew has appropriate access to the studio upon arrival.

Hospital

Prince of Wales Randwick Hospital / Barker St, Randwick / Ph. +61 2 9650 4000

Police

Mascot Police Station / 965 Botany Road, Mascot / +61 2 8338 7399

Restroom

Bathroom is located to the right of the lift with shower facilities.

burntbutter.

SUITE 316, 30-40 HARCOURT PDE
ROSEBERY NSW 2018

Catering

There is a plethora of amazing catering options near-by. We recommend the following suppliers in close proximity.

Mentmore & Morely / 13/55 Mentmore Ave Rosebery / +61 2 9697 3617

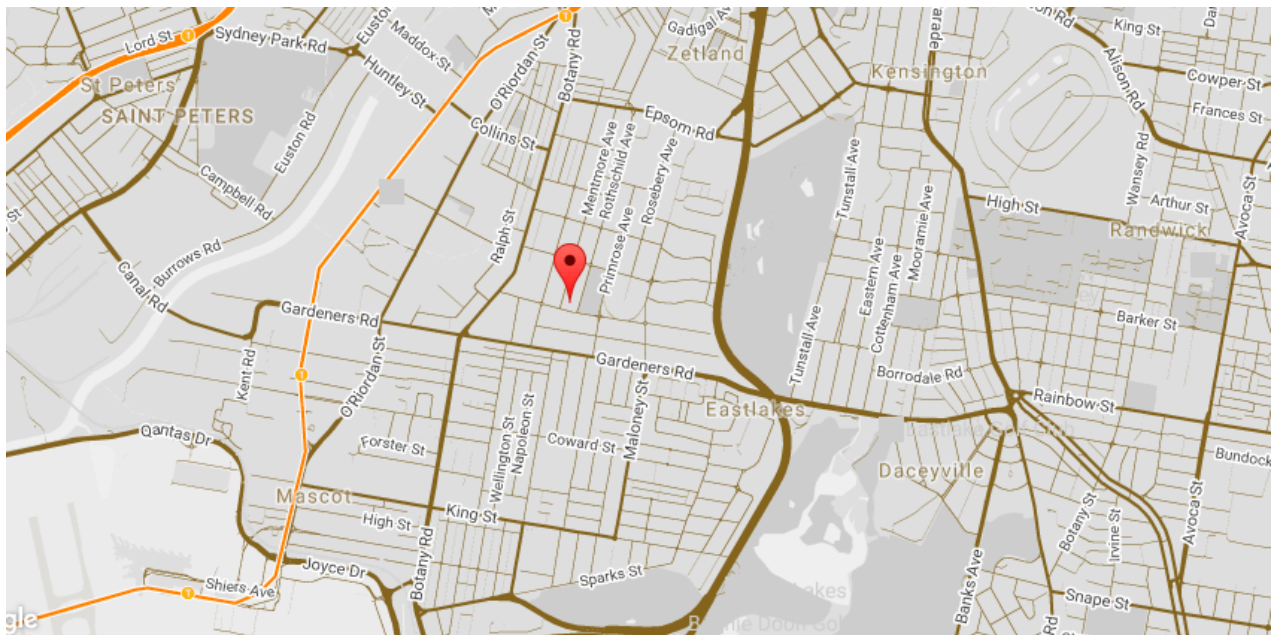
Zeus Street Greek Food / 2/34 Moreley Ave, Rosebery / +61 2 8315 5610

Black Star Pastry / C1/85-113 Dunning Ave, Rosebery / +61 2 9557 8656

Three Blue Ducks / 1/85 Dunning Ave Rosebery / +61 2 8389 0010

Welcome Dose / Shop 13 Saporium, 61-71 Mentmore Ave, Rosebery

Map



burntbutter.

SUITE 316, 30-40 HARCOURT PDE
ROSEBERY NSW 2018

